



**Response Labs, LLC.**  
 12 Colvin Avenue, Albany NY 12206  
 Phone (518) 482-5630 Fax (518) 482-5624  
 NYS DOH ELAP # 11917

**PLM Bulk Asbestos Report**

**Client:** Ambient Environmental  
 12 Colvin Avenue  
 Albany NY 12206

**Client Project Number:** 110718AA

**Project Name:** SUNY Potsdam  
 Potsdam, NY

**Laboratory Job Number:** 700-305

**Sampling Area:**

**Sampled By:** Eric Rath

**Collection Date:** 7/21/2011

**Date Received:** 7/22/2011

Lab Sample #	Customer Sample #	Homogeneous	Color	% Non-Fibrous Matrix Material	Gravimetric Test			Total % of Asbestos
					% of Organics	% of Acid Soluble Inorganics	% of Residue	
4009	01-01	Homogeneous	Grey	100%				NAD
<b>Sampled Material:</b> Spray-On					<b>Non-Asbestos Fibers</b>	<b>%</b>	<b>Asbestos Types:</b>	
<b>Sample Location:</b> Barrington-East Entryway					None Detected		No Asbestos Detected	
<b>Analyzed By:</b> Adam C. Tucker <b>Method:</b> NYS ELAP 198.1					<b>Analyzed Date:</b> 7/22/2011			
<b>Microscope:</b> Olympus BH-2-214 <b>Turn Around Time:</b> 5 Day								
4010	01-02	Homogeneous	Grey	100%				NAD
<b>Sampled Material:</b> Spray-On					<b>Non-Asbestos Fibers</b>	<b>%</b>	<b>Asbestos Types:</b>	
<b>Sample Location:</b> Barrington-North Entryway					None Detected		No Asbestos Detected	
<b>Analyzed By:</b> Adam C. Tucker <b>Method:</b> NYS ELAP 198.1					<b>Analyzed Date:</b> 7/22/2011			
<b>Microscope:</b> Olympus BH-2-214 <b>Turn Around Time:</b> 5 Day								
4011	01-03	Homogeneous	Grey	100%				NAD
<b>Sampled Material:</b> Spray-On					<b>Non-Asbestos Fibers</b>	<b>%</b>	<b>Asbestos Types:</b>	
<b>Sample Location:</b> Barrington-West Entryway					None Detected		No Asbestos Detected	
<b>Analyzed By:</b> Adam C. Tucker <b>Method:</b> NYS ELAP 198.1					<b>Analyzed Date:</b> 7/22/2011			
<b>Microscope:</b> Olympus BH-2-214 <b>Turn Around Time:</b> 5 Day								
4012	02-04	Homogeneous	Grey	55%				NAD
<b>Sampled Material:</b> Left Middle Elbow					<b>Non-Asbestos Fibers</b>	<b>%</b>	<b>Asbestos Types:</b>	
<b>Sample Location:</b> Maxie Hall-Bottom Right					45% Fiber Glass		No Asbestos Detected	
<b>Analyzed By:</b> Adam C. Tucker <b>Method:</b> NYS ELAP 198.1					<b>Analyzed Date:</b> 7/22/2011			
<b>Microscope:</b> Olympus BH-2-214 <b>Turn Around Time:</b> 5 Day								

**Definitions of Abbreviations:** NOB: Non-Organically Bound, Trace: Asbestos Detected at 1% or Less, TEM: Transmission Electron Microscope, Inc.: Inconclusive, NAD: No Asbestos Detected, NA/PS: Not Analyzed Positive Stop, NA: Not Analyzed

**Disclaimer:** PLM is not consistently reliable in detecting asbestos in floor coverings and similar non-friable organically bound materials. No Asbestos Detected or Trace results by PLM are considered inconclusive, TEM is currently the only method that can be used to determine if materials can be considered as non asbestos containing in NY State. This report cannot be reproduced except in full without the approval of Response Labs, LLC. This PLM report relates ONLY to the items tested. Liability is limited to the cost of analysis. ELAP PLM Method 198.1 for friable samples or 198.6 for NOB Samples.

**Comments:**

Laboratory Director,

Justin Adams



Response Labs, LLC.  
 12 Colvin Avenue, Albany NY 12206  
 Phone (518) 482-5630 Fax (518) 482-5624  
 NYS DOH ELAP # 11917

## PLM Bulk Asbestos Report

Project Name: SUNY Potsdam  
 Potsdam, NY

Sampling Area:

Laboratory Job Number: 700-305

Sampled By: Eric Rath

Collection Date: 7/21/2011

Date Received: 7/22/2011

Lab Sample #	Customer Sample #	Homogeneous	Color	% Non-Fibrous Matrix Material	Gravimetric Test			Total % of Asbestos
					% of Organics	% of Acid Soluble Inorganics	% of Residue	
4013	02-05	Homogeneous	Grey	50%				NAD
Sampled Material: Top Center Elbow					Non-Asbestos Fibers	%	Asbestos Types:	
Sample Location: Maxie Hall-Center Rear					50% Fiber Glass		No Asbestos Detected	
Analyzed By: Adam C. Tucker Method: NYS ELAP 198.1								
Microscope: Olympus BH-2-214 Turn Around Time: 5 Day					Analyzed Date: 7/22/2011			
4014	02-06	Homogeneous	Grey	50%				NAD
Sampled Material: Bottom Right Elbow					Non-Asbestos Fibers	%	Asbestos Types:	
Sample Location: Maxie Hall-Left Top					50% Fiber Glass		No Asbestos Detected	
Analyzed By: Adam C. Tucker Method: NYS ELAP 198.1								
Microscope: Olympus BH-2-214 Turn Around Time: 5 Day					Analyzed Date: 7/22/2011			
4015	03-07	Homogeneous	Grey	84%				16%
Sampled Material: Tank Insulation					Non-Asbestos Fibers	%	Asbestos Types:	
Sample Location: Bowman-Right Bottom Tank					None Detected	16%	Chrysotile	
Analyzed By: Adam C. Tucker Method: NYS ELAP 198.1								
Microscope: Olympus BH-2-214 Turn Around Time: 5 Day					Analyzed Date: 7/22/2011			
4016	03-08							NA/PS
Sampled Material: Tank Insulation					Non-Asbestos Fibers	%	Asbestos Types:	
Sample Location: Bowman-Center Top Tank							Not Analyzed Positive Stop	
Analyzed By: Method: Positive Stop								
Microscope: Turn Around Time: Positive Stop (198.1) Analyzed Date:								
4017	03-09							NA/PS
Sampled Material: Tank Insulation					Non-Asbestos Fibers	%	Asbestos Types:	
Sample Location: Bowman-Bottom Left Tank							Not Analyzed Positive Stop	
Analyzed By: Method: Positive Stop								
Microscope: Turn Around Time: Analyzed Date:								


**Definitions of Abbreviations:** NOB: Non-Organically Bound, Trace: Asbestos Detected at 1% or Less, TEM: Transmission Electron Microscope, Inc.: Inconclusive, NAD: No Asbestos Detected, NA/PS: Not Analyzed Positive Stop, NA: Not Analyzed

**Disclaimer:** PLM is not consistently reliable in detecting asbestos in floor coverings and similar non-friable organically bound materials. No Asbestos Detected or Trace results by PLM are considered inconclusive, TEM is currently the only method that can be used to determine if materials can be considered as non asbestos containing in NY State. This report cannot be reproduced except in full without the approval of Response Labs, LLC. This PLM report relates ONLY to the items tested. Liability is limited to the cost of analysis. ELAP PLM Method 198.1 for friable samples or 198.6 for NOB Samples.

Comments:

Laboratory Director,

Justin Adams



**Response Labs, LLC.**  
 12 Colvin Avenue, Albany NY 12206  
 Phone (518) 482-5630 Fax (518) 482-5624  
 NYS DOH ELAP # 11917

## PLM Bulk Asbestos Report

**Project Name:** SUNY Potsdam  
 Potsdam, NY

**Sampling Area:**

**Laboratory Job Number:** 700-305

**Sampled By:** Eric Rath

**Collection Date:** 7/21/2011

**Date Received:** 7/22/2011

Lab Sample #	Customer Sample #	Homogeneous	Color	% Non-Fibrous Matrix Material	Gravimetric Test			Total % of Asbestos
					% of Organics	% of Acid Soluble Inorganics	% of Residue	
4018	04-10	Homogeneous	White	100%				NAD
<b>Sampled Material:</b> Skim Coat					<b>Non-Asbestos Fibers</b>	<b>%</b>	<b>Asbestos Types:</b>	
<b>Sample Location:</b> Merrit Hall Day Care-Bottom Left					None Detected		No Asbestos Detected	
<b>Analyzed By:</b> Adam C. Tucker <b>Method:</b> NYS ELAP 198.1								
<b>Microscope:</b> Olympus BH-2-214 <b>Turn Around Time:</b> 5 Day					<b>Analyzed Date:</b> 7/22/2011			
4019	04-11	Homogeneous	White	100%				NAD
<b>Sampled Material:</b> Skim Coat					<b>Non-Asbestos Fibers</b>	<b>%</b>	<b>Asbestos Types:</b>	
<b>Sample Location:</b> Merrit Hall Day Care-Center					None Detected		No Asbestos Detected	
<b>Analyzed By:</b> Adam C. Tucker <b>Method:</b> NYS ELAP 198.1								
<b>Microscope:</b> Olympus BH-2-214 <b>Turn Around Time:</b> 5 Day					<b>Analyzed Date:</b> 7/22/2011			
4020	04-12	Homogeneous	White	100%				NAD
<b>Sampled Material:</b> Skim Coat					<b>Non-Asbestos Fibers</b>	<b>%</b>	<b>Asbestos Types:</b>	
<b>Sample Location:</b> Merrit Hall Day Care-Right Bottom					None Detected		No Asbestos Detected	
<b>Analyzed By:</b> Adam C. Tucker <b>Method:</b> NYS ELAP 198.1								
<b>Microscope:</b> Olympus BH-2-214 <b>Turn Around Time:</b> 5 Day					<b>Analyzed Date:</b> 7/22/2011			
4021	05-13	Homogeneous	Grey	100%				NAD
<b>Sampled Material:</b> Plaster					<b>Non-Asbestos Fibers</b>	<b>%</b>	<b>Asbestos Types:</b>	
<b>Sample Location:</b> Merrit Hall Day Care-Bottom Left					None Detected		No Asbestos Detected	
<b>Analyzed By:</b> Adam C. Tucker <b>Method:</b> NYS ELAP 198.1								
<b>Microscope:</b> Olympus BH-2-214 <b>Turn Around Time:</b> 5 Day					<b>Analyzed Date:</b> 7/22/2011			
4022	05-14	Homogeneous	Grey	100%				NAD
<b>Sampled Material:</b> Plaster					<b>Non-Asbestos Fibers</b>	<b>%</b>	<b>Asbestos Types:</b>	
<b>Sample Location:</b> Merrit Hall Day Care-Center					None Detected		No Asbestos Detected	
<b>Analyzed By:</b> Adam C. Tucker <b>Method:</b> NYS ELAP 198.1								
<b>Microscope:</b> Olympus BH-2-214 <b>Turn Around Time:</b> 5 Day					<b>Analyzed Date:</b> 7/22/2011			

**Definitons of Abbreviations:** **NOB:** Non-Organically Bound, **Trace:** Asbestos Detected at 1% or Less, **TEM:** Transmission Electron Microscope, **Inc.:** Inconclusive, **NAD:** No Asbestos Detected, **NA/PS:** Not Analyzed Positive Stop, **NA:** Not Analyzed

**Disclaimer:** PLM is not consistently reliable in detecting asbestos in floor coverings and similar non-friable organically bound materials. No Asbestos Detected or Trace results by PLM are considered inconclusive. TEM is currently the only method that can be used to determine if materials can be considered as non asbestos containing in NY State. This report cannot be reproduced except in full without the approval of Response Labs, LLC. This PLM report relates ONLY to the items tested. Liability is limited to the cost of analysis. ELAP PLM Method 198.1 for friable samples or 198.6 for NOB Samples.

**Comments:**

Laboratory Director,

Justin Adams



**Response Labs, LLC**  
 12 Colvin Avenue, Albany NY 12206  
 Phone (518) 482-5630 Fax (518) 482-5624  
 NYS DOH ELAP # 11917

## PLM Bulk Asbestos Report

**Project Name:** SUNY Potsdam  
 Potsdam, NY

**Sampling Area:**

**Laboratory Job Number:** 700-305

**Sampled By:** Eric Rath

**Collection Date:** 7/21/2011

**Date Received:** 7/22/2011

Lab Sample #	Customer Sample #	Homogeneous	Color	% Non-Fibrous Matrix Material	Gravimetric Test			Total % of Asbestos
					% of Organics	% of Acid Soluble Inorganics	% of Residue	
4023	05-15	Homogeneous	Grey	100%				NAD
<b>Sampled Material:</b> Plaster Walls					<b>Non-Asbestos Fibers</b>		<b>Asbestos Types:</b>	
<b>Sample Location:</b> Merrit Hall Day Care-Right Bottom					None Detected		No Asbestos Detected	
<b>Analyzed By:</b> Adam C. Tucker <b>Method:</b> NYS ELAP 198.1					<b>Analyzed Date:</b> 7/22/2011			
<b>Microscope:</b> Olympus BH-2-214 <b>Turn Around Time:</b> 5 Day								
4024	06-16	Homogeneous	White	6.4%	16.4	74.1	9.6	3.2%
<b>Sampled Material:</b> Gasket Caulk					<b>Non-Asbestos Fibers</b>		<b>Asbestos Types:</b>	
<b>Sample Location:</b> Timberman Hall-Right Side					None Detected		3.2% Chrysotile	
<b>Analyzed By:</b> Justin Adams <b>Method:</b> NYS ELAP 198.6					<b>Analyzed Date:</b> 7/25/2011			
<b>Microscope:</b> Olympus BH-2-214 <b>Turn Around Time:</b> 5 Day								
4025	06-17	Homogeneous	White		16.2	73.9	9.9	NA/PS
<b>Sampled Material:</b> Gasket Caulk					<b>Non-Asbestos Fibers</b>		<b>Asbestos Types:</b>	
<b>Sample Location:</b> Timberman Hall-Left Side							Not Analyzed Positive Stop	
<b>Analyzed By:</b> <b>Method:</b> Prep (Not Analyzed)					<b>Analyzed Date:</b>			
<b>Microscope:</b> <b>Turn Around Time:</b> Prep								
4026	07-18	Homogeneous	Tan	100%				NAD
<b>Sampled Material:</b> Fire Brick					<b>Non-Asbestos Fibers</b>		<b>Asbestos Types:</b>	
<b>Sample Location:</b> Timberman Hall-Outside by Cooling Tower					None Detected		No Asbestos Detected	
<b>Analyzed By:</b> Adam C. Tucker <b>Method:</b> NYS ELAP 198.1					<b>Analyzed Date:</b> 7/22/2011			
<b>Microscope:</b> Olympus BH-2-214 <b>Turn Around Time:</b> 5 Day								
4027	07-19	Homogeneous	Tan	100%				NAD
<b>Sampled Material:</b> Fire Brick					<b>Non-Asbestos Fibers</b>		<b>Asbestos Types:</b>	
<b>Sample Location:</b> Timberman Hall-Outside by Tower					None Detected		No Asbestos Detected	
<b>Analyzed By:</b> Adam C. Tucker <b>Method:</b> NYS ELAP 198.1					<b>Analyzed Date:</b> 7/22/2011			
<b>Microscope:</b> Olympus BH-2-214 <b>Turn Around Time:</b> 5 Day								

**Definitions of Abbreviations:** **NOB:** Non-Organically Bound, **Trace:** Asbestos Detected at 1% or Less, **TEM:** Transmission Electron Microscope, **Inc.:** Inconclusive, **NAD:** No Asbestos Detected, **NA/PS:** Not Analyzed Positive Stop, **NA:** Not Analyzed

**Disclaimer:** PLM is not consistently reliable in detecting asbestos in floor coverings and similar non-friable organically bound materials. No Asbestos Detected or Trace results by PLM are considered inconclusive, TEM is currently the only method that can be used to determine if materials can be considered as non asbestos containing in NY State. This report cannot be reproduced except in full without the approval of Response Labs, LLC. This PLM report relates ONLY to the items tested. Liability is limited to the cost of analysis. ELAP PLM Method 198.1 for friable samples or 198.6 for NOB Samples.

**Comments:**

Laboratory Director,

Justin Adams



Response Labs, LLC.  
12 Colvin Avenue, Albany NY 12206  
Phone (518) 482-5630 Fax (518) 482-5624  
NYS DOH ELAP # 11917

## PLM Bulk Asbestos Report

Project Name: SUNY Potsdam  
Potsdam, NY

Sampling Area:

Laboratory Job Number: 700-305

Sampled By: Eric Rath

Collection Date: 7/21/2011

Date Received: 7/22/2011


Lab Sample #	Customer Sample #	Homogeneous	Color	% Non-Fibrous Matrix Material	Gravimetric Test			Total % of Asbestos
					% of Organics	% of Acid Soluble Inorganics	% of Residue	
4028	08-20	Homogeneous	Black	50.2%	49.3	0.6	50.2	Trace
Sampled Material: Glue Dabs					Non-Asbestos Fibers	%	Asbestos Types:	
Sample Location: Crane Hall-Basement Storage North					None Detected	Trace	Chrysotile Client Requested TEM	
Analyzed By: Justin Adams Method: NYS ELAP 198.6					Microscope: Olympus BH-2-214 Turn Around Time: 5 Day		Analyzed Date: 7/25/2011	
4029	08-21	Homogeneous	Black	50.1%	49.9	0.0	50.1	Trace
Sampled Material: Glue Dabs					Non-Asbestos Fibers	%	Asbestos Types:	
Sample Location: Crane Hall-Basement Storage North					None Detected	Trace	Chrysotile Client Requested TEM	
Analyzed By: Justin Adams Method: NYS ELAP 198.6					Microscope: Olympus BH-2-214 Turn Around Time: 5 Day		Analyzed Date: 7/25/2011	
4030	09-22	Homogeneous	Grey	6.7%	34.0	50.3	15.7	9.0%
Sampled Material: Window Caulking					Non-Asbestos Fibers	%	Asbestos Types:	
Sample Location: Sisson Hall-East					None Detected	9.0%	Chrysotile	
Analyzed By: Justin Adams Method: NYS ELAP 198.6					Microscope: Olympus BH-2-214 Turn Around Time: 5 Day		Analyzed Date: 7/25/2011	
4031	09-23	Homogeneous	Grey		31.8	51.8	16.4	NA/PS
Sampled Material: Window Caulking					Non-Asbestos Fibers	%	Asbestos Types:	
Sample Location: Sisson Hall-East End							Not Analyzed Positive Stop	
Analyzed By: Method: Prep (Not Analyzed)					Microscope: Turn Around Time: Prep		Analyzed Date:	
4032	10-24	Homogeneous	Grey	2.4%	4.2	92.2	3.6	1.2%
Sampled Material: Glazing					Non-Asbestos Fibers	%	Asbestos Types:	
Sample Location: Sisson Hall-North East End					None Detected	1.2%	Chrysotile	
Analyzed By: Justin Adams Method: NYS ELAP 198.6					Microscope: Olympus BH-2-214 Turn Around Time: 5 Day		Analyzed Date: 7/25/2011	

**Definitions of Abbreviations:** NOB: Non-Organically Bound, Trace: Asbestos Detected at 1% or Less, TEM: Transmission Electron Microscope, Inc.: Inconclusive, NAD: No Asbestos Detected, NA/PS: Not Analyzed Positive Stop, NA: Not Analyzed

**Disclaimer:** PLM is not consistently reliable in detecting asbestos in floor coverings and similar non-friable organically bound materials. No Asbestos Detected or Trace results by PLM are considered inconclusive, TEM is currently the only method that can be used to determine if materials can be considered as non asbestos containing in NY State. This report cannot be reproduced except in full without the approval of Response Labs, LLC. This PLM report relates ONLY to the items tested. Liability is limited to the cost of analysis. ELAP PLM Method 198.1 for friable samples or 198.6 for NOB Samples.

Comments:

Laboratory Director,

  
Justin Adams



**Response Labs, LLC.**  
 12 Colvin Avenue, Albany NY 12206  
 Phone (518) 482-5630 Fax (518) 482-5624  
 NYS DOH ELAP # 11917

## PLM Bulk Asbestos Report

**Project Name:** SUNY Potsdam  
 Potsdam, NY

**Sampling Area:**

**Laboratory Job Number:** 700-305

**Sampled By:** Eric Rath

**Collection Date:** 7/21/2011

**Date Received:** 7/22/2011


Lab Sample #	Customer Sample #	Homogeneous	Color	% Non-Fibrous Matrix Material	Gravimetric Test			Total % of Asbestos
					% of Organics	% of Acid Soluble Inorganics	% of Residue	
4033	10-25	Homogeneous	Grey		11.0	85.3	3.7	NA/PS
<b>Sampled Material:</b> Glazing					<b>Non-Asbestos Fibers</b>	<b>%</b>	<b>Asbestos Types:</b>	
<b>Sample Location:</b> Sisson Hall-North East End							Not Analyzed Positive Stop	
<b>Analyzed By:</b>		<b>Method:</b> Prep (Not Analyzed)						
<b>Microscope:</b>		<b>Turn Around Time:</b> Prep			<b>Analyzed Date:</b>			

**Definitions of Abbreviations:** **NOB:** Non-Organically Bound, **Trace:** Asbestos Detected at 1% or Less, **TEM:** Transmission Electron Microscope, **Inc.:** Inconclusive, **NAD:** No Asbestos Detected, **NA/PS:** Not Analyzed Positive Stop, **NA:** Not Analyzed

**Disclaimer:** PLM is not consistently reliable in detecting asbestos in floor coverings and similar non-friable organically bound materials. No Asbestos Detected or Trace results by PLM are considered inconclusive, TEM is currently the only method that can be used to determine if materials can be considered as non asbestos containing in NY State. This report cannot be reproduced except in full without the approval of Response Labs, LLC. This PLM report relates ONLY to the items tested. Liability is limited to the cost of analysis. ELAP PLM Method 198.1 for friable samples or 198.6 for NOB Samples.

**Comments:**

**Laboratory Director,**

  
Justin Adams

**Table I**  
**Summary of Bulk Asbestos Analysis Results by NYS ELAP 198.4 NOB Method**  
 110718AA, SUNY Potsdam; SUNY Potsdam; RI 56; Potsdam NY

AmerSci Sample #	Client Sample#	HQ Area	Sample Weight (gram)	Heat Sensitive Organic %	Acid Soluble Inorganic %	Insoluble Non-Asbestos Inorganic %	** Asbestos % by TEM
01	4028-20						MAD
Location: Glue Dauber/ Crane Hall Base Stor. North 50.2%							
02	4028-21						MAD
Location: Glue Dauber/ Crane Hall Base Stor. North 50.1%							

Analyzed by: Mark Persakou  


Date Analyzed 8/12/01

---Quantitative Analysis (Semi-Full). Bulk Asbestos Analysis - PLM by EPA 600/4-82-020 per 40 CFR or ELAP 198.4 for New York friable samples or ELAP 198.6 for New York NOB samples; TEM (Semi-Full) by EPA 600/R-93/115 (not covered by NYS ELAP Bulk accreditation) or ELAP 198.4 for New York samples; MAD = no asbestos detected during a qualitative analysis; NA = not analyzed; Trace = <1%; Quantitation for beginning weights of <0.1 grams should be considered as qualitative only; Qualitative Analysis: Asbestos analysis results of "Present" or "N/A = No Visible Asbestos" represents results for Qualitative PLM or TEM Analysis only (no accreditation coverage available from any regulatory agency for qualitative analyses); Alpha Lab # 102843, NYLAP Lab Code 200546-U, NYSDOH ELAP Lab ID# 11480.

Warning Note: PLM limitation, only TEM will resolve fibers <0.25 micrometers in diameter; TEM bulk analysis is representative of the fine grained matrix material and may not be representative of non-uniformly dispersed debris for which PLM evaluation is recommended (i.e. soils and other heterogeneous materials).

Reviewed By: \_\_\_\_\_



AMBIENT ENVIRONMENTAL, INC.

12 Colvin Avenue  
Albany, NY 12206  
PH: 518-482-0704  
FX: 518-482-0750

BULK SAMPLE DATA AND  
CHAIN OF CUSTODY FORM

PROJECT INFORMATION

1. Client: **SUNY Potsdam** 2. Project Name: **SUNY Potsdam** 2a. Project Street Address: **Rt. 56**  
 3. Project Number: **110718BA** 4. Inspector: **Eric K. Ratt** City, State, Zip Code: **Potsdam NY**  
 6. Sample TAT:  24 HR  48 HR  72 HR  5 Day 8. Sampling Areas: 9. Comments: (Field)  Analyze to First Positive By Homogeneous Material  
 Other  For Negative NOB PLM's, continue to TEM

BULK SAMPLE LOCATION

TYPE OF MATERIALS

10. Homogeneous Area Number	11. Bulk Sample ID Number	12. Sampled Material	13. Type of Material			14. Sample Location	15. Feasibility (N/F)	16. Condition (G, D, SD)	17. Quantity (LF, SF, EA)	18. Asbestos Content (Type & %)
			Surf	TSI	MISC					
4009 01	01	Spray on	✓			East entry way Barrington	F	G	80 sq ft	
4010 01	02	Spray on	✓			North entry way	F	G	80 sq ft	
4011 01	03	Spray on	✓			West entry way	F	G	80 sq ft	
4012 02	04	left middle elbow	✓			Maine Hall Bottom Right	F	G	9' L.F.	
4013 02	05	Top center elbow	✓			Center rear	F	G	9' L.F.	
4014 02	06	bottom Right elbow	✓			Left top	F	G	9' L.F.	
4015 03	07	Tank insulation		✓		Basman Right Bottom Tank	F	G	1400 sq ft	
4016 03	08	Tank insulation		✓		Center top tank	F	G	1400 sq ft	
4017 03	09	Tank insulation		✓		Bottom left tank	F	G	1100 sq ft	
4018 04	10	Skim Coat	✓			Firefit Hall Day Care Bottom left	F	G	300 sq ft	
4019 04	11	Skim Coat	✓			Center	F	G	300 sq ft	
4020 04	12	Skim Coat	✓			Right bottom	F	G	300 sq ft	
4021 05	13	Plaster	✓			bottom left	F	G	300 sq ft	
4022 05	14	Plaster	✓			Center	F	G	300 sq ft	

CHAIN OF CUSTODY

19. Relinquished By:	20. Date	21. Time	22. Received By:	23. Date	24. Time
<i>E. K. Ratt</i>	7.21.11		<i>William C. J. ...</i>	7/22/11	952
II					
III					

LAB INFORMATION

25. Lab Name	26. Date	27. Time
<i>Verpage Lab</i>	1917	
a. Analyzed By:		
b. QC by:		
c. Lab Batch #:	700-305	

28. Ambient Project Manager: *J. Viscusi* 29. Results To:  Office Phone # s: Fax: 30. Drawings:  Sample Locations  Material Locations 31. Comments:



# A

**AMBIENT ENVIRONMENTAL, INC.**  
 12 Colvin Avenue  
 Albany, NY 12206  
 PH: 518-482-0704  
 FX: 518-482-0750

Page 2 of 2  
**BULK SAMPLE DATA AND CHAIN OF CUSTODY FORM**

**PROJECT INFORMATION**

1. Client: <b>SONY Potsdam</b>		2. Project Name: <b>SONY Potsdam</b>		2a. Project Street Address: <b>Rt. 56</b>		2b. Client Contact: <b>Larry Leskonek</b>	
3. Project Number: <b>110718AA</b>		4. Inspector: <b>Eric K. Ratz</b>		City, State, Zip Code: <b>Potsdam N.Y.</b>		5. Collection Date: <b>7.21.11</b>	
6. Sample TAT: <input type="checkbox"/> 24 HR <input type="checkbox"/> 48 HR <input type="checkbox"/> 72 HR <input type="checkbox"/> 5 Day		7. Building Name:		8. Sampling Areas:		9. Comments: (Field) <input checked="" type="checkbox"/> Analyze to First Positive By Homogeneous Material <input type="checkbox"/> For Negative NOB PLM's, continue to TEM	

**BULK SAMPLE LOCATION**

**TYPE OF MATERIALS**

10. Homogeneous Area Number	11. Bulk Sample ID Number	12. Sampled Material	13. Type of Material			14. Sample Location	15. Friability (N/F)	16. Condition (G, D, SD)	17. Quantity (LF, SF, EA)	18. Asbestos Content (Type & %)
			Surf	TSI	MISC					
4023	05	Plaster walls				Right bottom	F	G	300 sq ft.	
4024	06	Gasket Caulk				Rt. side (Timberman Hall)	N/F	G	90 L.F.	
4025	06	Gasket Caulk				1st. side	N/F	G	20 L.F.	
4026	07	Fire brick				outside by cooling tower	F	D	4 sq ft.	
4027	07	Fire brick				outside by tower	F	D	4 sq ft.	
4028	08	Glue dabs				Crane wall Base Stoc North	N/F	D	10 sq ft.	
4029	08	Glue dabs				Crane Hall Base, Stoc North	N/F	D	10 sq ft.	
4030	09	Window Caulking				Sisson Hall Base Stoc North	N/F	G	24 L.F.	
4031	09	Window Caulking				Sisson Hall Base east end	N/F	G	24 L.F.	
4032	10	Glazing				Base North east end	N/F	G	24 L.F.	
4033	10	Glazing				North east end	N/F	G	24 L.F.	

**CHAIN OF CUSTODY**

19. Relinquished By: <i>[Signature]</i>	20. Date: <b>2/21/11</b>	21. Time:	22. Received By: <i>[Signature]</i>	23. Date: <b>7/22/11</b>	24. Time: <b>952</b>
II					
III					

**LAB INFORMATION**

25. Lab Name: <b>Bryant Lab 2</b>	26. Date: <b>11/17</b>	27. Time:
a. Analyzed By: <i>[Signature]</i>		
b. QC by:		
c. Lab Batch #: <b>700-305</b>		

28. Ambient Project Manager: <b>J. Viscusi</b>	29. Results To: <b>Office</b>	30. Drawings: <input checked="" type="checkbox"/> Sample Locations <input type="checkbox"/> Material Locations	31. Comments: